



**JAMHUURIYADDA FEDERAALKA SOOMAALIYA
WASARAADDA QORSHEYNTA, MAALGASHIGA IYO HORUMARINTA DHAQAALAHA
AGAASINKA ISTAATISTIKADA QARANKA**



Warbixin Bileedka
TUSAHA SICIRKA BADEECADAHA
Maajo 2018

Warbixin kooban

Guud ahaan Tusaha Sicirka Badeecadaha (TSB) bishii Maajo 2018 wuxuu ahaa 110.32, halka uu ka ahaa 108.73 bishii Abriil 2018.

Isbedelka labada bilood u dhaxeeya ayaa ah koror dhan +1.46% oo ah heerka cabirka Badeecadaha, inkastoo Tusaha Sicirka Badeecadaha ee bishii Abriil uu kor u kacay +1.25% ee heerka cabirka Badeecadaha. Qaybaha ugu muhiimsan ee kor u kaca ku yimid bishii Maajo ayaa ahaa qaybta Tubaakada iyo Jaadka oo kor u kacay +3.77 % iyo qaybta cuntada iyo cabitaanada caadiga ah oo kor u kacay +2.43% ee heer cabirka Badeecadaha. Kor u kacaan ku yimid qaybta cuntada iyo cabitaanada caadiga ah ayaa sababay kor kac ku yimid cuntooyinka qaar oo ay saameyn ku yeesheen fatahaadihii ka dhashay webiyada iyo roobabka.

Guud ahaan Sicir Bararka 12kii bilood, laga soo bilaabo Abriil 2017 ilaa Maajo 2018 ayaa kordhay +5.51 dhibcood ee heerka cabirka sicir bararka.

Shaxda 1: Sicir Bararka Tusaha Sicirka Badeecadaha; Maajo 2018 (Dec 2014 = 100)

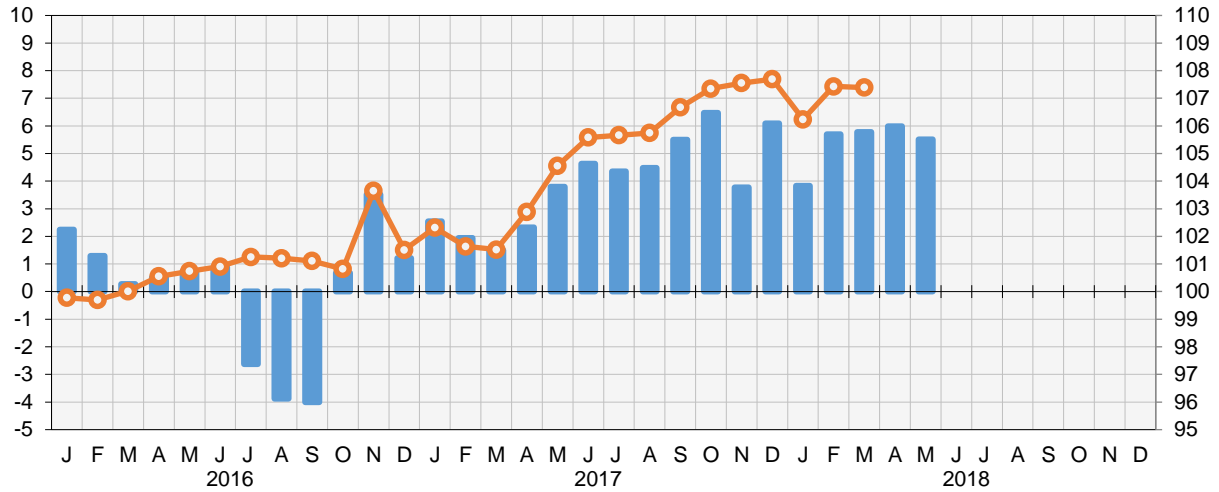
Tusaha Sicirka Badeecadaha, Maajo 2018	
Tusaha Bishaan (Maajo)	110.32
Tusaha bishii hore (Abriil)	108.73
Tusaha sanadkii hore bisha Maajo, (2017)	104.56
Isbedel bileedka % (Abriil iyo Maajo 2018)	1.46%
Isbedelka Sicir Bararka ee sanadlaha %	5.51%

Sicir bararka ee tusaha sicirka Badeecadaha

Isbedelka boqoleyda ee 12 bilood ee la soo dhaafay

TSB

Tusaha = 100 @ December 2014



Source: Directorate of National Statistics

Tusaha Sicirka Badeecadaha (TSB) Maajo 2018

Heerka Sicir Bararka: Dhammaan Qaybaha TSB, Maaajo 2018

Heerka sicir bararka bishii maajo waa isbedelka boqolleyda ee Tusaha Sicirka Badeecadaha (TSB) ee 12kii bilood ee la soo dhaafay, Maajo 2017 ilaa Maajo 2018.

Dhammaan qaybaha uu ka koobanyahay TSB ayaa kordhay 5.56% ee heerka cabirka badeecadaha 12kii bilood ee la soo dhaafay, halkii uu ka ahaa 5.69% bishii Abriil 2017 ilaa Abriil 2018.

Dhammaan qaybaha TSB ayaa kordhay bishii Maajo ee sanadkaan 1.46% marka loo barbar dhigo korarkii bishii Abriil 2018 ee ahaa 1.25%.

Sicir bararka qaybo ka mid ah Badeecadaha, Maajo 2018

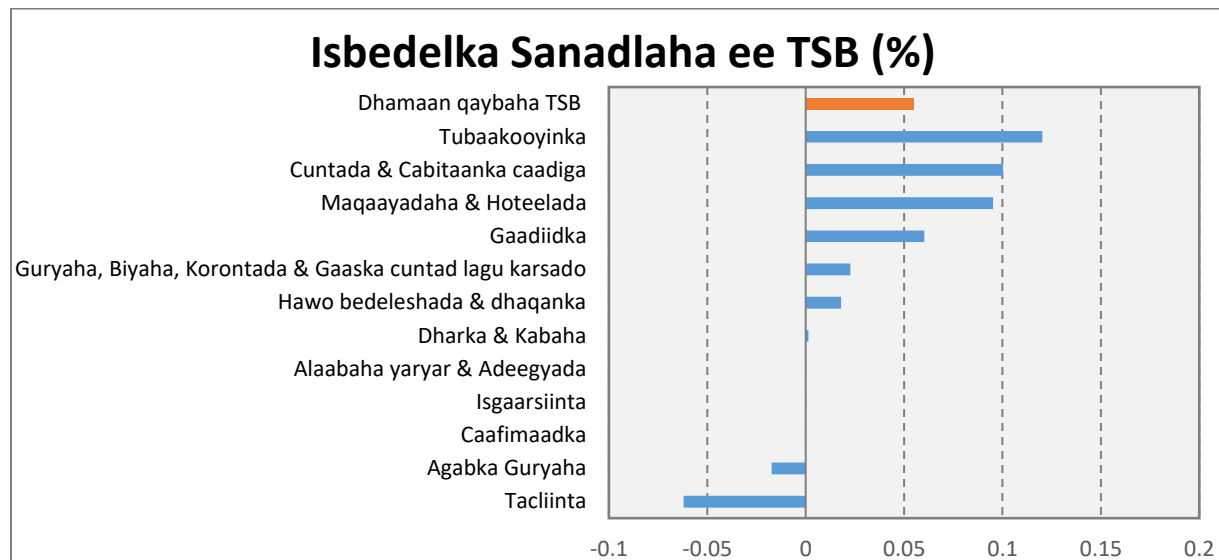
Sicir bararka qaybaha cuntada iyo cabitaanada caadiga ah, guryaha, biyaha, korontada iyo gaaska cuntada lagu karsado ayaa ah kuwa ugu muhiimsan, uguna miisaanka weyn badeecadaha oo dhan.

Cuntada iyo Cabitaanada caadiga ah ayaa qiimahoodu kordhay 2.43%. Kor u kacaan ku yimid qaybtani waxaa sababay qiimo koror ku yimid qaybo ka mid ah cuntooyinka iyo cabitaanada caadiga oo ay saameyn ku yeesheen fatahaadihii. Sicir bararka qaybtaan 12kii bilood ee la soo dhaafay ayaa hoos u dhacay 10.02%, halka sicir bararka Abriil 2017 ilaa Abriil 2018 uu hoos u dhacay 10.48%.

Qaybta Guryaha, Biyaha, Korontada iyo Gaaska cuntada lagu karsado ayaa hoos u dhacay bisha Maajo qiimahooda -1.25%. Sicir bararka qaybtaan 12kii bilood ee la soo dhaafay ayaa hoos u dhacay -2.27%, halka sicir bararka bishii Abriil 2017 ilaa 2018 uu ahaa 3.42%.

A. Qaybaha ugu waaweyn ee isbedelka sanadlaha (TSB)

Garaaf 1: Sicir bararka sanadlaha ee dhamaan qaybaha; Maajo 2018 (Dec 2014 = 100)



Qaybaha ugu weyn ee sicir bararku Kordhay (+):

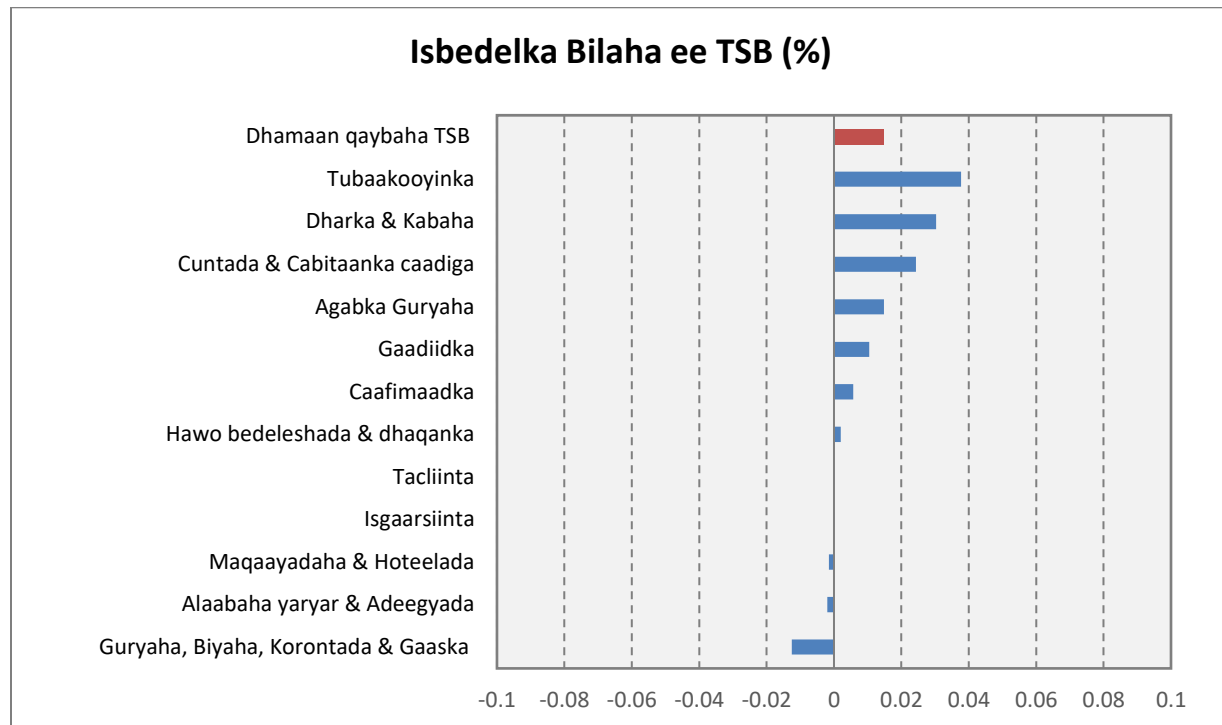
- **Tubaakada** sicirkeeda ayaa kordhay +12.18% bisha Maajo, 2018, halka uu ka ahaa bishii Abriil 16.67%. Kor u kaca waxaa keenay qiimaha qaadka oo isbedela taas oo kuxiran xiliyada roobabka iyo abaaraha.
- **Cuntada iyo cabitaanada** caadiga ah ayaa kordhay sicirkoodu +10.02% labo iyo tobankii bilood ee la soo dhaafay (Maajo, 2017 ilaa Maajo 2018). Kororka sicirka ayaa ka dhashay sare u kac ku yimid sicirka hilibka xoolaha (+14.71%), Kaluunka (+25.26%) iyo qudaarta (+41.16%).
- **Guryaha, Biyaha, Korontada iyo Gaaska** cuntada lagu karsado ayaa kordhay 12kii bilood ee la soo dhaafay koror dhan +2.27% marka loo barbardhigo kororkii bishii Abriil 2017 ilaa Abriil 2018 kaaso ahaa +3.42% ee sanadkan 2018. Kor u kacaan ayaa ka yimid kor u kaca sicirka shidaalka oo kordhay (+13.36%) iyo Komistaatada oo korortay (+10.93%). Waxaa sidoo kale sicirkooda kor u kacay biyaha oo kordhay (+9.81%).
- **Maqaayadaha iyo hoteelada** qiimaha looga cunteeyo ayaa kor u kacay +9.41% labo iyo tobankii bilood ee la soo dhaafay marka loo barbardhigo kororka sicirka bishii Abriil 2017 ilaa Abriil 2018 oo kordhay +11.83%. Kor u kaca sicirka ayaa ka dhashay kor u kac ku yimid sicirka maqaayadaha, Kafeyga iyo wixii la mid ah. Kororka sicirka ayaa ka dhashay sare u kac ku yimid sicirka maqaayadaha looga cunteeyo oo kordhay (+15.63%) ee bishaan Maajo 2018 marka loo barbardhigo bishii hore Abriil oo kororka sicirka cuntada maqaayaduhu ahaa (+19.47%).

Qaybaha ugu weyn ee Sicirkoodu hoos u dhacay (-):

- **Kharashaadka tacliinta** ayaa hoos u dhacay -6.20% bishaan Maajo 2018, marka loo barbar dhigo hoos u dhicii bishii Abriil ee sanadkii tagay 2017. Hoos u dhacaan badankiis wuxuu ahaa qarashaadka waxbarashada dugsiyada sare.

Qaybaha ugu waaweyn ee isbedelka bilaha (TSB)

Chart 2: TSB; Isbedelka Sicir bararka ee bilaha dhamaan qaybaha; Maajo 2018 (Dec 2014 = 100)



Qaybaha ugu weyn ee Sicir bararka kordhay bisha Maajo (+):

- **Cuntada iyo cabitaanada caadiga** ah ayaa sicirkoodu kor u kacay +2.43% bisha Maajo ee 2018 marka loo barbardhigo kororka sicirka bishii hore Abriil 2018 kaasoo gaaray +2.77%. Kor u kacaan ayaa ka dhashay kor u kaca sicirka Qudrada oo gaaray (+10.71%) iyo Hilibka Ariga fareeshka ah oo isna kordhay sicirkiisa (+3.69%).
- **Dharka iyo Kabaha** ayaa sicirkooda kor u kacay 3.03% bishii Maajo 2018 marka loo barbardhigo hoos u dhaca sicirka bishii hore Abriil 2018 kaasoo gaaray -0.14%. Kor u kacaan ayaa ka dhashay kor u kaca sicirka shaatiyada caruurta ee la tolay oo gaaray (+23.81%) bishii maajo 2018 marka loo barbardhigo kororka sicirka bishii Abriil 2018 oo ahaa (0.00%).

Qaybaha ugu weyn ee Sicirkoodu hoos u dhacay bisha Maajo (-):

- Guud ahaan majiraan wax hoos u dhac muhiim ah oo ku yimid sicirkooda bishii Maajo 2018

**Shaxda 2: Isbedelka tusaha sicirka ee qaybaha badeecadaha ee Maajo 2018 ee habka COICOP
(Dec 2014=100)**

Habka kala saarida caalamiga ee COICOP	TSB Weight	Maajo 2017 Tusaha	Abriil 2018 Tusaha	Maajo 2018 Tusaha	% isbedelka bishaan iyo bishii hore	% Isbedelka bisha sanadkaan iyo bisha sanadkii hore
Dhamaan qaybaha TSB	100.00	104.56	108.73	110.32	1.46	5.51
Cuntada & Cabitaanka caadiga	46.04	106.16	114.02	116.79	2.43	10.02
Tubaakooyinka	1.25	102.41	110.70	114.88	3.77	12.18
Dharka & Kabaha	5.03	102.93	100.03	103.06	3.03	0.13
Guryaha, Biyaha, Korontada & Gaaska cuntada lagu kariyo	23.41	104.07	107.77	106.43	-1.25	2.27
Agabka Guryaha	2.93	102.45	99.22	100.69	1.48	-1.72
Caafimaadka	5.00	99.62	99.01	99.57	0.57	-0.04
Gaadiidka	3.77	98.90	103.77	104.85	1.04	6.02
Isgaarsiinta	2.80	94.31	94.33	94.33	0.00	0.02
Hawo bedelehshada & dhaqanka	1.00	100.02	101.61	101.81	0.20	1.79
Tacliinta	4.00	107.04	100.40	100.40	0.00	-6.20
Maqaayadaha & Hoteelada	2.00	119.65	131.23	131.03	-0.15	9.51
Alaabaha yaryar & Adeegyada	2.77	102.42	102.65	102.46	-0.19	0.03

Ogeysiis:

Tusaha Sicirka Badeecadaha waa sahan ku saabsan badeecadaha iyo adeegyada ay isticmaalaan qoysaska caadiga ah. Xogta sahanka waxaa la soo ururiyaa isbuuca koowaad iyo kan sedexaad ee bil kasta. Sicirka badeecadaha iyo adeegyada waxaa laga soo ururiyaa goobaha ganacsiga ee kukala yaala afar suuq ee magaalada Muqdisho.