



**JAMHUURIYADDA FEDERAALKA SOOMAALIYA  
WASARAADDA QORSHEYNTA, MAALGASHIGA IYO HORUMARINTA DHAQAALAH  
AGAASINKA ISTAATISTIKADA QARANKA**



**Warbixin Bileedka**  
**TUSAHA SICIRKA BADEECADAHA**  
Oktoober 2018

## Warbixin kooban

Guud ahaan Tusaha Sicirka Badeecadaha (TSB) Bishii Oktoober 2018 wuxuu ahaa 111.62, halka uu ka ahaa 110.36 Bishii Sebtembar 2018.

Isbedelka labada bilood u dhaxeeya ayaa ah hoos u dhac dhan 1.14% oo ah heerka cabirka Badeecadaha, in kastoo Tusaha Sicirka Badeecadaha ee Bishii Sebtembar uu sare u kacay 1.17% ee heerka cabirka Badeecadaha. qeybaha ugu muhiimsan ee uu qiimahoodu kacay ayaa ahaa **Guryaha, Biyaha, Korontada & Gaaska cuntada lagu kariyo** oo gaaray +2.11 % ,sare u kacaan ku yimid qeybahaan ayaa ugu muhiimsanaa qeybta korontada iyo Biyaha (Jaantus 2).

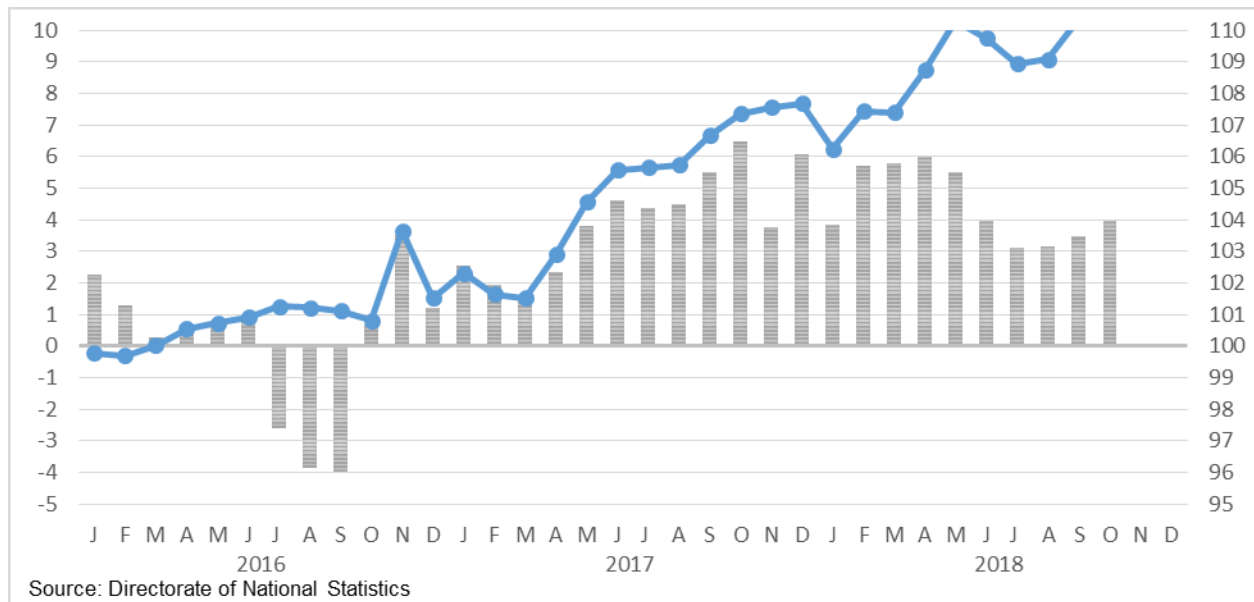
Guud ahaan Sicir Bararka 12kii bilood, laga soo bilaabo Oktoober 2017 ilaa Oktoober 2018 ayaa sare u kacay 3.98% dhibcood ee heerka cabirka sicir bararka Marka la barbardhigo hoos u dhac sannadle ah (Sebtembar 2017 ilaa Sebtembar 2018) uu ahaa 3.46%.

### Shaxda 1: Sicir Bararka, Tusaha Sicirka Badeecadaha; Oktoober 2018 (Dec 2014 = 100)

Tusaha Sicirka Badeecadaha, Oktoober 2018	
Tusaha Bishaan (Oktoober)	111.62
Tusaha Bishii hore (Sebtembar)	110.36
Tusaha sanadkii hore Bisha Oktoober, (2017)	107.35
Isbedel bileedka % (Sebtembar iyo Oktoober 2018)	1.14%
Isbedelka Sicir Bararka ee sanadlaha %	3.98%

### Sicirbararka ee tusaha sicirka Badeecadaha Isbedelka boqoleyda ee 12 bilood ee la Soodhaafay

TSB 100 @ December 2014



## **Tusaha Sicirka Badeecadaha (TSB) Oktoober2018**

### **Heerka Sicir Bararka: Dhammaan Qeybaha TSB, Oktoober 2018**

Heerka sicir-bararka Bishii Oktoober waa isbedelka boqolleyda ee Tusaha Sicirka Badeecadaha (TSB) ee 12kii bilood ee la soo dhaafay, Oktoober 2017 ilaa Oktoober 2018.

**Dhammaan qeybaha** uu ka koobanyahay **TSB** ayaa sare u kacay 3.98% ee heerka cabirka badeecadaha 12kii bilood ee la soo dhaafay, halkii uu ka ahaa 3.46% Bishii Sebtembar 2017 ilaa Sebtembar 2018.

**Dhammaan qeybaha TSB** ayaa hoos u dhacay Bishii Oktoober ee sanadkaan 1.14%. hoos u dhac dhan 1.17% ayaa ku yimid Bishan marka loo barbardhigo Bishii Sebtembar 2018.

### **Sicir bararka qeybo ka mid ah Badeecadaha, Oktoober 2018.**

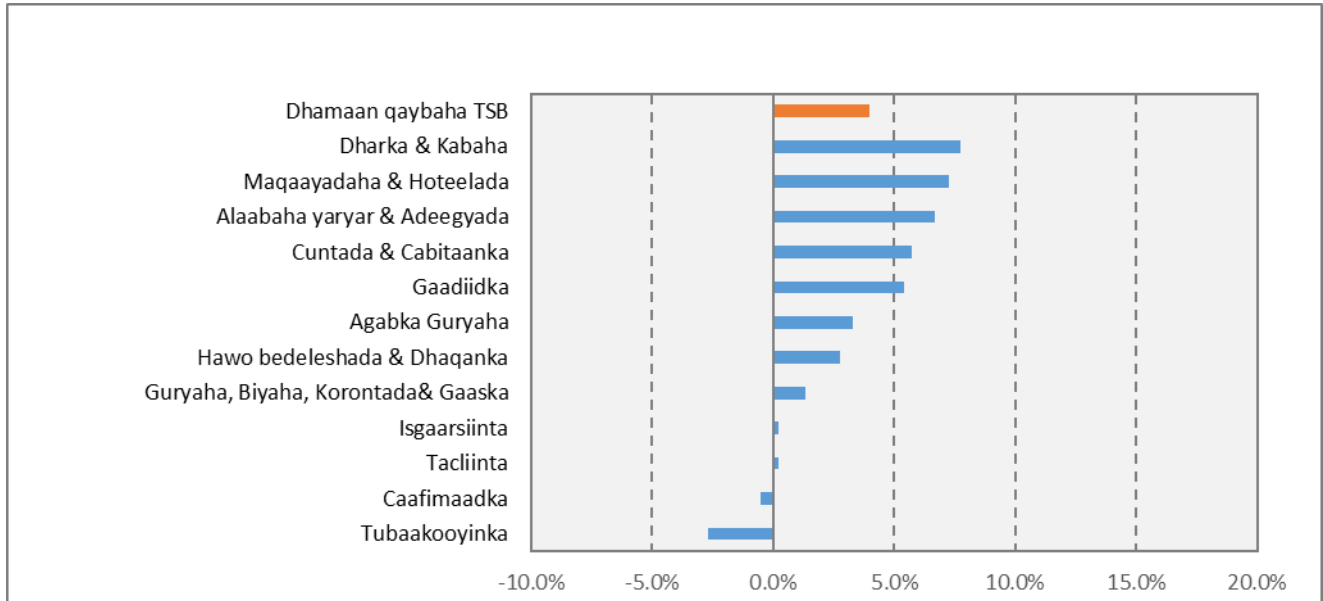
Sicir bararka qeybaha cuntada iyo cabitaanada caadiga ah, guryaha, biyaha, korontada iyo gaaska cuntada lagu karsado ayaa ah kuwa ugu muhiimsan, uguna miisaanka weyn badeecadaha oo dhan.

**Cuntada iyo Cabitaanada caadiga ah** ayaa qiimahoodu hoos u dhacay 0.43%. Natiijo ahaan, sicir bararka sannadka oo sare u kacay 5.73% Bishii Oktoober 2018. halka sicirbararka Sebtembar 2017 ilaa Sebtembar 2018 uu ahaa 5.47 %.

**Qeybta Guryaha, Biyaha, Korontada iyo Gaaska** cuntada lagu karsado ayaa sare u kacay bishan Oktoober 2018 qiimahooda gaaray 2.11%. Sicir bararka qaybtaan 12kii bilood ee la soo dhaafay ayaa Hoos u dhacay 1.34%, halka sicir bararka Bishii Sebtembar 2017 ilaa 2018 uu sare u kacay gaaray 3.29%.

## A. Qeybaha ugu waaweyn ee isbedelka sanadlaha (TSB)

Garaaf 1: Sicir bararka sanadlaha ee dhamaan qeybaha; Oktoober 2018 (Dec 2014 = 100)



### Qeybaha ugu weyn ee sicir bararku Kordhay (+):

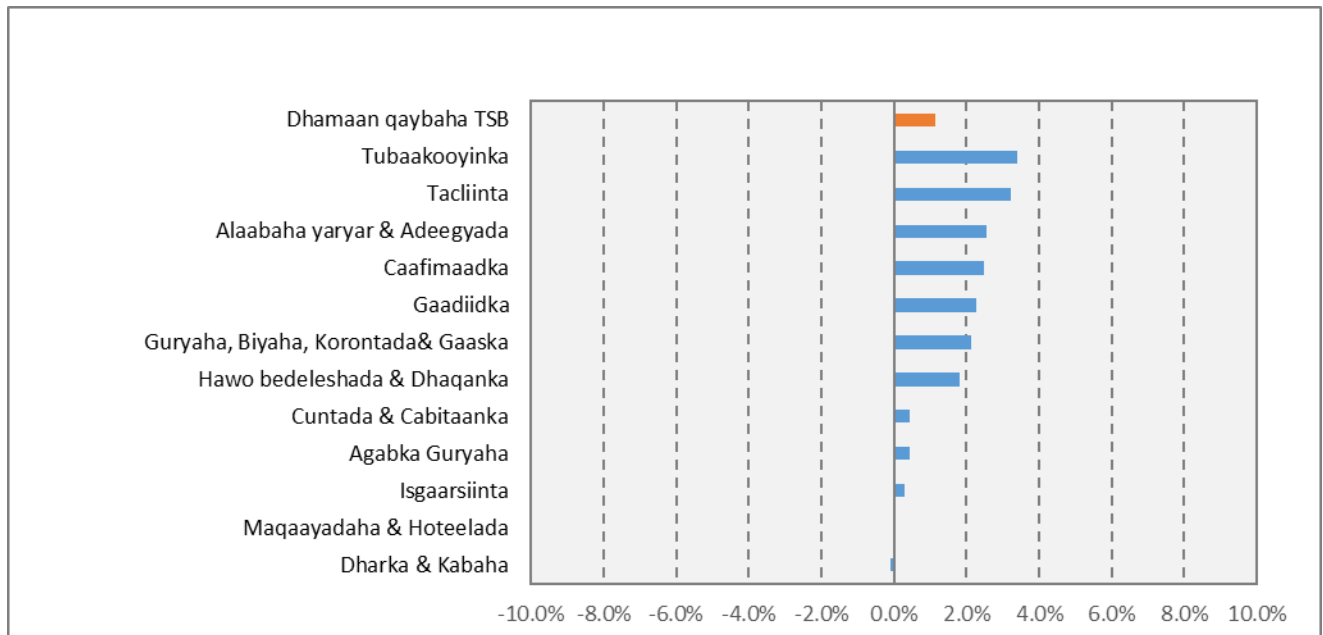
- **Cuntada iyo cabitaanada** caadiga ah ayaa kordhay sicirkoodu 5.73% labo iyo tobankii bilood ee la soo dhaafay (Oktoober, 2017 ilaa Oktoober 2018). Kororka sicirka ayaa kashay sare u kac ku yimid sicirka Malayga (+23.23%).
- **Dharka iyo Kabaha** ayaa sicirkooda ayaa hoos u dhacay 7.75% sanadkan marka loo barbardhigo sare u kacay sicirka Sanadkii hore ayaa sarkaciisa gaaray 8.00%. Hoos u dhacaan ayaa ka dhashay sicirka Dharka Haweenka oo gaaray (1.16 %) marka loo eegayo hoos u dhaca u yimid guud ahaan dharka.
- **Maqaayadaha iyo hoteelada** qiimaha looga cunteeyo ayaa sare u kacay 7.27% labo iyo tobankii bilood ee la soo dhaafay marka la barbardhigo kororka sicirka Bishii Sebtembar 2017 ilaa Sebtembar 2018 uu ahaa 7.15%. maqaayadaha, Kafeyga iyo wixii la mid ah, kororka sicirka ayaa kashay sare u kac ku yimid sicirka maqaayadaha looga cunteeyo oo ahaa (+12.22%).
- **Gaadiidka** ayaa muujiyey sare u kac sannadle ah oo dhan 5.40% Bishan Oktoober sannadka 2018, marka la barbardhigo 4.75% oo lagu diiwaangeliyey sanadki Oktoober 2017.inta badan sare u kacay ayaa ku yimid kala daabulista Qalabka ashqaasta (8.49%) iyo adeega daabulista oo gaaray 3.73%.
- **waxyaabaha kale Ee Alaabaha iyo Adeegyada** ayaa hoos u dhacay 6.66% marka loo barbardhigo sare u kac sanadle ah (Sebtembar 2017, 2018) oo dhan 4.98%. sare u kacaan ayaa sababay waxyaabaha dadka isku Qurxiyan oo garay (+8.33%).

### Qaybaha ugu weyn ee Sicirkoodu hoos u dhacay (-):

- Guud ahaan, kooxna ma muujin isbeddel sannadle ah oo aan fiicnayn sanadka Oktoobar 2018.

### Qaybaha ugu weyn ee isbedelka bilaha(TSB)

Chart 2: TSB; Isbedelka Sicirbararka ee bilaha dhamaan qaybaha; Oktoober 2018 (Dec 2014 = 100)



### Qaybaha ugu weyn ee Sicir bararka kordhay bisha Oktoober (+):

- **Qeybta Guryaha, Biyaha, Korontada iyo Gaaska** cuntada lagu karsado ayaa sare u kacay Bisha Oktoober qiimahooda 2.11%. Sare u kacaan ayaa si gaar ah looga dareemay **Biyaha iyo Adeega dheeradka** oo gaaray (+5.82%) halka **Korontada iyo Gaaska iyo shidaalka** uu ahaa (3.85%).
- **Tubaakada** sicirka sanadlaha ah ayaa sare u kacay 3.39% Bisha Oktoober 2018,. Sare u kaca waxaa keenay qiimaha qaadka oo gaaray sare u kaciisu (+3.51%) halka Qaadka miraha ka ahaa (+3.33%). Isbedelka bisha ee Tubaakada & Qaadka waxuu si buuxda u xaddidaan dhaqdhaqaaqa dhammaan sare u kaca Qeybaha TSB.

### Qaybaha ugu weyn ee Sicirkoodu hoos u dhacay bisha Oktoober(-):

- Guud ahaan majiraan wax hoos u dhac muhiim ah oo kuyimid sicirkooda Bishii Oktoober 2018

**Shaxda 2: Isbedelka tusaha sicirka ee qaybaha badeecadaha ee Oktoober 2018 ee habka COICOP  
(Dec 2014=100)**

<b>Habka kalasaarida caalamiga ee COICOP</b>	<b>TSB Weight</b>	<b>Oktoober 2017 Tusaha</b>	<b>Sebtemba 2018 Tusaha</b>	<b>Oktoobe 2018 Tusaha</b>	<b>% isbedelka bishaan iyo bishiihore</b>	<b>% Isbedelka bisha sanadkaan iyo bisha sanadkii hore</b>
Dhamaan qaybaha TSB	100.00	107.35	110.36	111.62	1.14	3.98
Cuntada & Cabitaanka caadiga	46.04	109.57	115.36	115.85	0.43	5.73
Tubaakooyinka	1.25	130.57	122.89	127.06	3.39	-2.69
Dharka & Kabaha	5.03	100.67	108.56	108.47	-0.09	7.75
Guryaha, Biyaha, Korontada & Gaaska cuntada lagukariyo	23.41	107.77	106.96	109.22	2.11	1.34
Agabka Guryaha	2.93	101.75	104.63	105.08	0.43	3.28
Caafimaadka	5.00	103.29	100.31	102.77	2.46	-0.50
Gaadiidka	3.77	102.28	105.41	107.81	2.28	5.40
Isgaarsiinta	2.80	94.38	94.33	94.6	0.29	0.23
Hawo bedelehshada & dhaqanka	1.00	101.59	102.54	104.38	1.80	2.74
Tacliinta	4.00	100.39	97.48	100.61	3.21	0.23
Maqaayadaha & Hoteelada	2.00	123.73	132.71	132.71	0.00	7.27
Alaabaha yaryar & Adeegyada	2.77	102.03	106.12	108.83	2.55	6.66

**Ogeysiis:**

Tusaha Sicirka Badeecadaha waa sahan ku saabsan badeecadaha iyo adeegyada ay isticmaalaan qoysaska caadiga ah. Xogta sahanka waxaa lasoo ururiyaa Todobaadka koowaad iyo kan sedexaad ee bil kasta. Sicirka badeecadaha iyo adeegyada waxaa laga soo ururiyaa goobaha ganacsiga ee ku kalayaala afar suuq ee Magaalada Muqdisho.