



JAMHUURIYADDA FEDERAALKA SOOMAALIYA
WASARAADDA QORSHEYNTA, MAALGASHIGA IYO HORUMARINTA DHAQAALAH
AGAASINKA ISTAATISTIKADA QARANKA



WarbixinBileedka

TUSAHA SICIRKA BADEECADAHA

Nofembar 2018

Warbixin kooban

Guud ahaan Sicir Bararka 12kii bilood, ee Bishii Nofembar 2018 ayaa sare u kacay 3.99% ee heerka cabirka sicir bararka marka la barbardhigo qiimaha 12kii bilood ee bishii october 2018 oo ahaa 3.98%.

Guud ahaan Tusaha Sicirka Badeecadaha (TSB) Bishii Nofembar 2018 Wuxuu ahaa 111.85, halka uu ka ahaa 111.62 Bishii Oktoobar 2018.

Isbedelka bilaha ah ee Nofembar 2018, ayaa ahaa sare u kac dhan 0.21% marka la barbar dhigo bishii Oktoobar 2018 oo sare u kacu gaaray 1.14% ee heerka cabirka sicir bararka.

Qeybaha ugu muhiimsan ee uu qiimahoodu kacay ayaa ahaa *Cuntada iyo Cabitaanada*

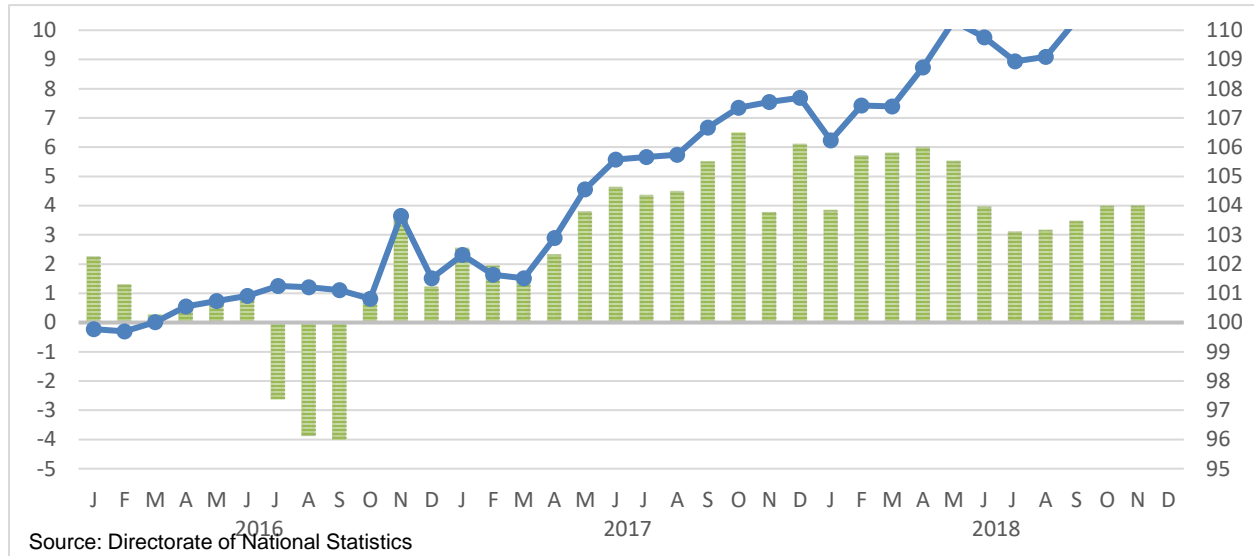
Oo sare u kacoodo gaaray (+0.84%). Sare u kaca waxaa sababay qaar ka mid ah cuntooyinka. (Jaantus2).

Shaxda 1: Sicir Bararka, Tusaha Sicirka Badeecadaha; Nofembar 2018 (Dec 2014 = 100)

Tusaha Sicirka Badeecadaha, Nofembar 2018	
Isbadalka sanadlaha ah	3.99%
Isbadalka Bilaha ah	0.21%
Tusaha Bishan Nofembar	111.85
Tusaha Bishii hore	111.62
Tusaha sanadkii hore Bishaan oo kale	107.55

Sicirbararka TSB Badeecadaha
Isbedelka boqoleyda ee 12 bilood ee la
Soodhaafay

Tusaha = 100 @ December 2014



Tusaha Sicirka Badeecadaha (TSB) Nofembar 2018

Heerka Sicir Bararka: Dhammaan Qeybaha TSB, Nofembar 2018

Heerka sicir-bararka Bishii Nofembar waa isbedelka boqolleyda ee Tusaha Sicirka Badeecadaha (TSB) ee 12kii bilood ee la soo dhaafay, Nofembar 2017 ilaa Nofembar 2018.

Dhammaan qeybaha uu ka koobanyahay **TSB** ayaa sare u kacay 3.99% ee heerka cabirka badeecadaha 12kii bilood ee la soo dhaafay, halkii uu ka ahaa 3.98% Bishii Oktoobar ka Oktoobar 2018.

Dhammaan qeybaha TSB ayaa hoos u dhacay 0.21% Bishii Nofembar 2018 marka la barbar dhigo Bishii Oktoober oo hoos u dhacu gaaray 1.14%.

Sicir bararka qeybo ka mid ah Badeecadaha, Nofembar 2018.

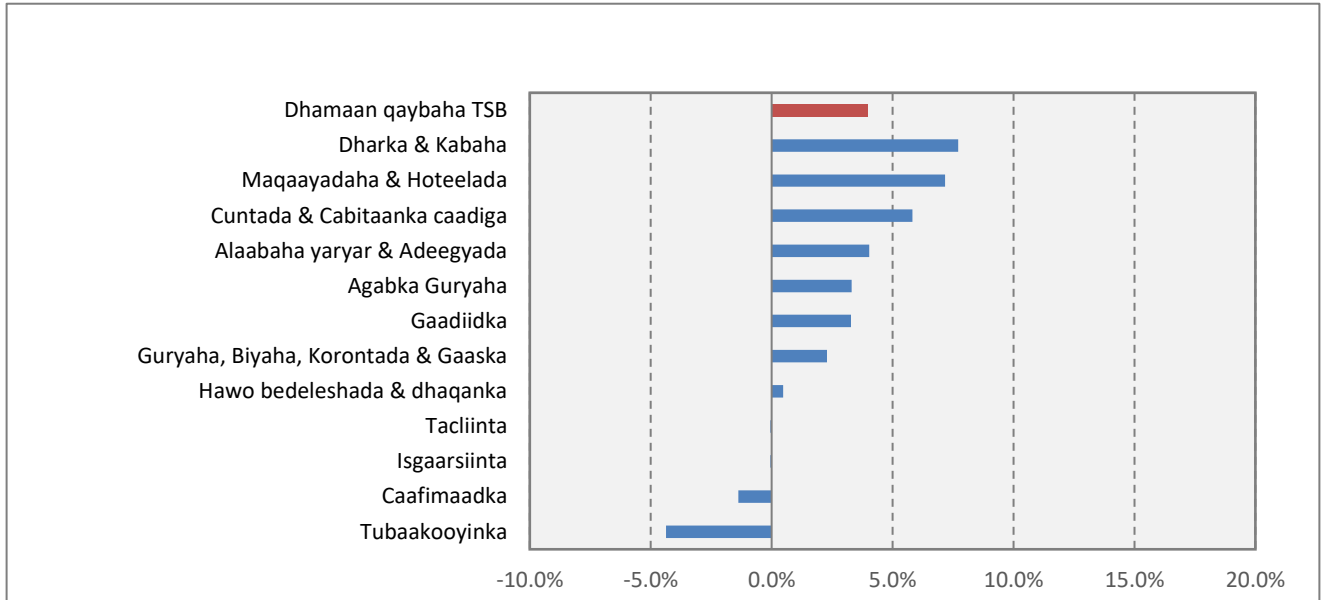
Sicir bararka qeybaha cuntada iyo cabitaanada caadiga ah, guryaha, biyaha, korontada iyo gaaska cuntada lagu karsado ayaa ah kuwa ugu muhiimsan, isbadalka ugu weyna ka qeyb qaata marka loo ee go badeecadaha oo dhan.

Cuntada iyo Cabitaanada caadiga ah ayaa qiimahoodu kordhay 0.84%. Tan ayaa loo aaneynayaa Qiima Dhac qeybo ka mid ah Cuntada sida Miraha Tusale ahaan Muuska(+2.07%) Natiijo ahaan, sicirbararka sanadkalahaa ayaa sare u kacay 5.82% Bishii Nofembar 2018. halka sicirbararka Oktoobar 2017 ilaa Oktoobar 2018 uu ahaa 5.73%.

Qeybta Guryaha, Biyaha, Korontada iyo Gaaska cuntada lagu karsado ayaa hoos u dhacay bishan Nofembar 2018 qiimahooda gaaray 0.05%. Sicir bararka qaybtaan 12kii bilood ee la soo dhaafay uu ahaa 2.28%, halka sicir bararka Bishii Oktoobar 2017 ilaa 2018 uu gaaray 1.34%.

A. Qeybaha ugu waaweyn ee isbedelka sanadlaha (TSB)

Jaantuska 1: Sicir bararka sanadlaha ee dhamaan qeybaha; Nofembar 2018 (Dec 2014 = 100)



Qeybaha ugu weyn ee sicir bararku Kordhay (+):

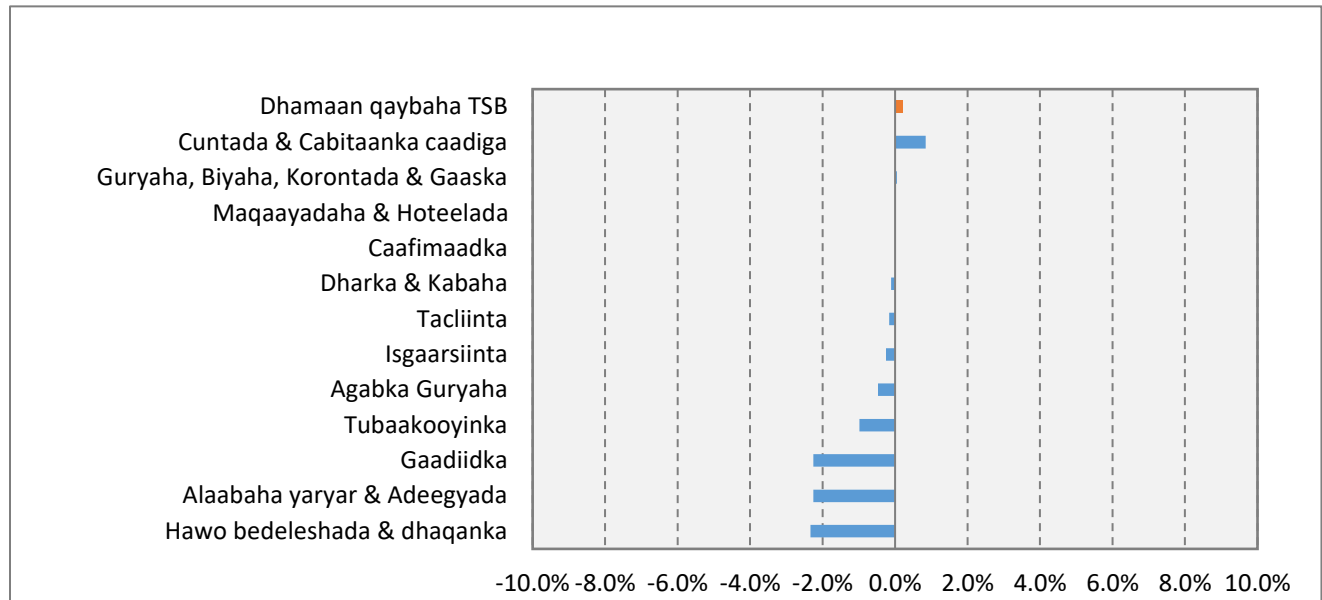
- **Dharka iyo Kabaha** ayaa sicirkooda ayaa yare hoos u dhacay 7.71% bishan Nofembar 2018, marka loo barbardhigo sare u kaca sicirka Sanadlaha oo gaaray 7.75%. Sare u kaca ayaa ka dhashay sicirka *Dharka caruurta* oo gaaray (+24.18%) marka loo eegayo Dhar cusub oo yimid awgiis.
- **Maqaayadaha iyo hoteelada** qiimaha looga cunteeyo ayaa hoos u dhacay 7.17% labo iyo tobankii bilood ee la soo dhaafay marka la barbardhigo kororka sicirka Bishii Oktoobar ilaa Oktoobar 2018 uu ahaa 7.27%. Hoos u dhacaan sicirka ayaa Kadhayay qiimo dhac ku yimid sicirka maqaayadaha looga cunteeyo oo ahaa (+11.98%).
- **Cuntada iyo cabitaanada** caadiga ah ayaa sicirkoodu kordhay 5.82% labo iyo tobankii bilood ee la soo dhaafay (Nofembar ilaa Nofembar 2018). Kororka sicirka ayaa kadhayay sare u kaca ku yimid sicirka Miraha sida Tusaale Cambaha (+29.05%).
- **Qeybta Guryaha, Biyaha, Korontada iyo Gaaska** cuntada lagu karsado ayaa sare u kacay Bisha Nofembar 2.28% marka loo barbardhigo bishii Oktoobar 2018 oo uu qiimahodu hoos u dhaca ka ahaa 1.34%. hoos u dhacaan ayaa si gaar ah looga dareemay *Biyaha iyo Adeega dheeriga ah* oo gaaray (+25.48%) halka *Qalabka hagaajinta & dayactirka Guryahaa* uu ka ahaa (2.73%).

Qaybaha ugu weyn ee Sicirkoodu hoos u dhacay (-):

□ **Tubaakada** sicirka sanadlaha ah ayaa hoos u dhacay -4.36% Bisha Nofembar 2018,. Hoos u dhacan waxaa keenay qiimaha qaadka oo gaaray hoos u dhaciisu (-10.20%) Hoos u dhaca waxaa sababay Qaadka uu Qiimahiisu sabeeyo.

Qaybaha ugu waa weyn ee isbedelka bilaha(TSB)

Chart 2: TSB; Isbedelka Sicirbararka ee bilaha dhamaan qaybaha; Nofembar 2018 (Dec 2014 = 100)



Qaybaha ugu weyn ee Sicir bararka kordhay bisha November (+):

□ **Cuntada iyo cabitaanada** caadiga ah ayaa kordhay sicirkoodu 0.84% Bishan Nofembar halka bishii Oktoober 2018 uu ka ahaa 0.43%. Kororka sicirka ayaa kashashay. sare u kac ku yimid sicirka **Miraha** sida Tusaale **Cambaha** (+2.07%).Sare u kaca ayaa aalaabe yimada marka qeybo kamid ah qiimaha dalaga Dalka sare u kaco.

Qaybaha ugu weyn ee Sicirkoodu hoos u dhacay bisha Nofembar(-):

□ **Gaadiidka** ayaa muujiyey Hoos u dhac bille ah o dhan -2.25% Bishan Nofembar sannadka 2018, marka loo barbardhigo sare u kacii bishii Oktoober 2018 uu ka ahaa 2.28%. inta badan hoos u Dhacan ayaa ku yimid kala adeega daabulista Qalabka (-4.07) iyo Shidaalka iyo Saliida oo gaaray -4.05%.

Shaxda 2: Isbedelka tusaha sicirka ee qaybaha badeecadaha ee Nofembar 2018 ee habka COICOP (Dec 2014=100)

Habka kalasaarida caalamiga ee COICOP	TSB Weight	Nofembar 2017 Tusaha	Oktoobar 2018 Tusaha	Nofemba 2018 Tusaha	% isbedelka bishaan iyo bishiihore	% Isbedelka bisha sanadkaan iyo bisha sanadkii hore
Dhamaan qaybaha TSB	100.00	107.55	111.62	111.85	0.21%	3.99%
Cuntada & Cabitaanka caadiga	46.04	110.40	115.85	116.83	0.84%	5.82%
Tubaakooyinka	1.25	131.55	127.06	125.81	-0.98%	-4.36%
Dharka & Kabaha	5.03	100.60	108.47	108.35	-0.11%	7.71%
Guryaha, Biyaha, Korontada& Gaaska cuntada lagukariyo	23.41	106.84	109.22	109.28	0.05%	2.28%
Agabka Guryaha	2.93	101.25	105.08	104.58	-0.47%	3.30%
Caafimaadka	5.00	104.20	102.77	102.77	0.00%	-1.37%
Gaadiidka	3.77	102.03	107.81	105.38	-2.25%	3.28%
Isgaarsiinta	2.80	94.38	94.60	94.37	-0.25%	-0.02%
Hawo bedelehshada & dhaqanka	1.00	101.48	104.38	101.95	-2.33%	0.47%
Tacliinta	4.00	100.47	100.61	100.45	-0.16%	-0.02%
Maqaayadaha & Hoteelada	2.00	123.85	132.71	132.74	0.02%	7.17%
Alaabaha yaryar & Adeegyada	2.77	102.26	108.83	106.38	-2.25%	4.03%

Ogeysiis:

Tusaha Sicirka Badeecadaha waa sahan ku saabsan badeecadaha iyo adeegyada ay isticmaalaan qoysaska caadiga ah. Xogta sahanka waxaa lasoo ururiyaa Todobaadka koowaad iyo kan sedexaad ee bil kasta. Sicirka badeecadaha iyo adeegyada waxaa laga soo ururiyaa goobaha ganacsiga ee ku kalayaala afar suuq ee Magaalada Muqdisho.